

RK43 - RK44

PRV : 30 - 40 Volts
I_o : 3.0 Amperes

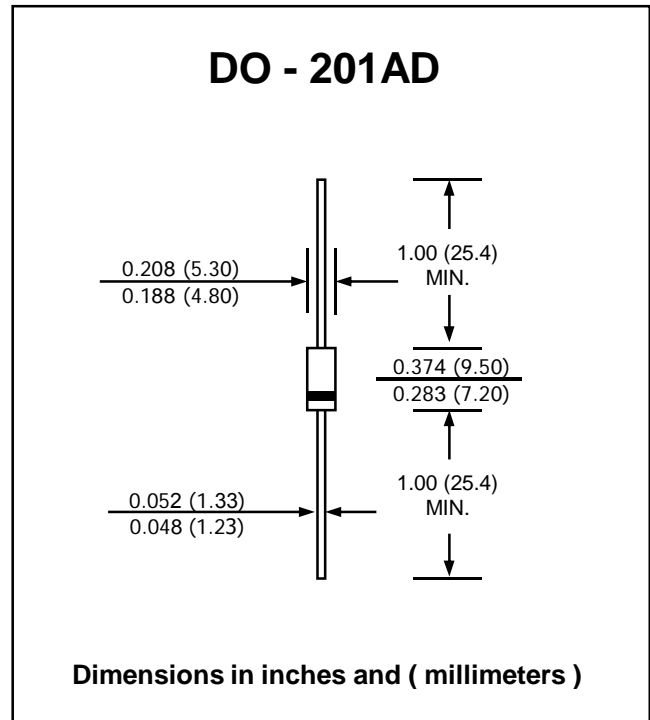
FEATURES :

- * High current capability
- * High surge current capability
- * High reliability
- * High efficiency
- * Low power loss
- * Low cost
- * Low forward voltage drop

MECHANICAL DATA :

- * Case : DO-201AD Molded plastic
- * Epoxy : UL94V-O rate flame retardant
- * Lead : Axial lead solderable per MIL-STD-202, Method 208 guaranteed
- * Polarity : Color band denotes cathode end
- * Mounting position : Any
- * Weight : 1.1 grams

SCHOTTKY BARRIER RECTIFIER DIODES



MAXIMUM RATINGS AND ELECTRICAL CHARACTERISTICS

Rating at 25 °C ambient temperature unless otherwise specified.
 Single phase, half wave, 60 Hz, resistive or inductive load.
 For capacitive load, derate current by 20%.

RATING	SYMBOL	RK43	RK44	UNIT
Maximum Peak Reverse Voltage	V _{RM}	30	40	V
Maximum Peak Reverse Surge Voltage	V _{RSM}	35	45	V
Maximum Average Forward Current T _L = 109 °C	I _{F(AV)}	3.0		A
Maximum Peak Forward Surge Current, 8.3ms single half sine wave Superimposed on rated load (JEDEC Method)	I _{FSM}	80		A
Maximum Forward Voltage at I _F = 3.0 A	V _F	0.55		V
Maximum Reverse Current at V _{RM} Ta = 25 °C	I _R	5.0		mA
Maximum Reverse Current at V _{RM} Ta = 100 °C	I _{R(H)}	50		mA
Junction Temperature Range	T _J	- 40 to + 150		°C
Storage Temperature Range	T _{STG}	- 40 to + 150		°C

Note :

(1) Pulse Test : Pulse Width = 300 μs, Duty Cycle = 2%.

RATING AND CHARACTERISTIC CURVES (RK43 - RK44)

FIG.1 - DERATING CURVE FOR OUTPUT RECTIFIED CURRENT

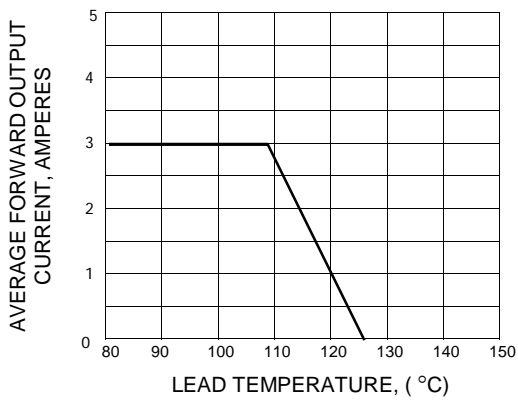


FIG.2 - MAXIMUM NON-REPETITIVE PEAK FORWARD SURGE CURRENT

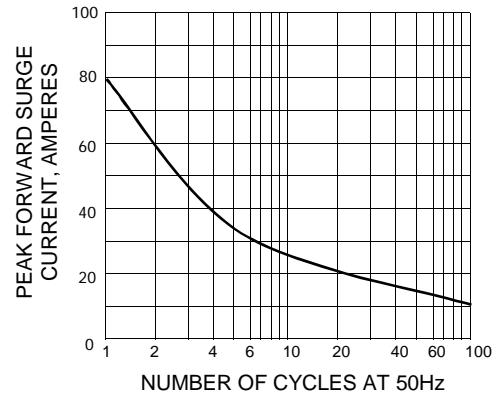


FIG.3 - TYPICAL FORWARD CHARACTERISTICS

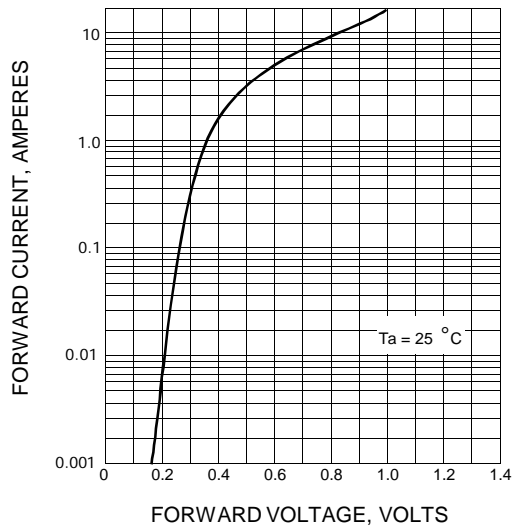


FIG.4 - TYPICAL REVERSE CHARACTERISTICS

